

Factsheet FY/2011



COMPANY PROFILE

Fresenius is a health care group providing products and services for dialysis, hospitals and the medical care of patients at home. In addition, Fresenius focuses on hospital operation, as well as on engineering and services for hospitals and other health care facilities. About 150,000 employees have dedicated themselves to the service of health in about 100 countries worldwide.

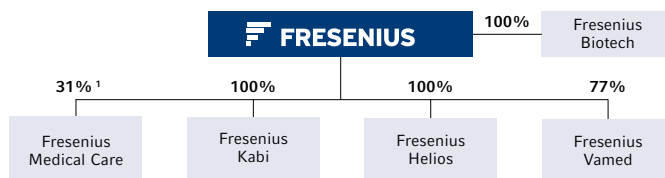
FRESENIUS GROUP IN FIGURES

€ in millions	2011	2010	2009	2008
Sales and Earnings				
Sales	16,522	15,972	14,164	12,336
EBIT	2,563	2,418	2,054	1,727 ¹
Net income ^{1,2}	770	660	514	450
Earnings per ordinary share in € ¹	4.73	4.08	3.18	2.85
Balance sheet and cash flow				
Total assets	26,321	23,577	20,882	20,544
Non-current assets	19,170	17,142	15,519	15,466
Equity ³	10,577	8,844	7,491	6,943
Equity ratio ³	40%	38%	36%	34%
Net debt/EBITDA ⁴	2.8	2.6	3.0	3.6
Investments ⁵	2,395	1,402	931	4,617
Operating cash flow	1,689	1,911	1,553	1,074
Operating cash flow in % of sales	10.2%	12.0%	11.0%	8.7%
Profitability				
EBIT margin	15.5%	15.1%	14.5%	14.0% ¹
Return on equity after taxes (ROE) ^{4,6}	12.9%	13.3%	12.1%	10.5%
Return on operating assets (ROOA) ⁴	10.9%	11.6%	10.5%	9.8%
Return on invested capital (ROIC) ⁴	8.8%	8.9%	8.2%	7.3%
Employees (December 31)	149,351	137,552	130,510	122,217

¹ 2008 before special items from the APP acquisition; 2011, 2010 and 2009 adjusted for the effects of the mark-to-market accounting of the MEB and the CVR. Both are non-cash items.
² Net income attributable to Fresenius SE & Co. KGaA
³ Equity including noncontrolling interest
⁴ 2008 pro forma APP Pharmaceuticals and excluding special items from the APP-acquisition
⁵ Investments in property, plant and equipment and intangible assets, acquisitions
⁶ 2011, 2010 and 2009 adjusted for the effects of the mark-to-market accounting of the MEB and the CVR.

GROUP STRUCTURE

The operating business comprises the four business segments Fresenius Medical Care, Fresenius Kabi, Fresenius Helios and Fresenius Vamed, all of which are legally independent entities managed by the operating parent company Fresenius SE & Co. KGaA. In addition, with the Fresenius Biotech Fresenius is active in research and development in the field of antibody therapies.



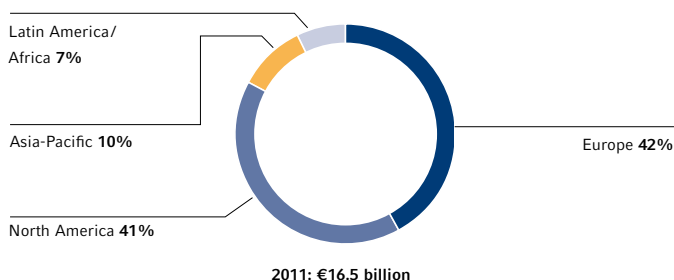
¹ as of February 29, 2012

BUSINESS SEGMENTS

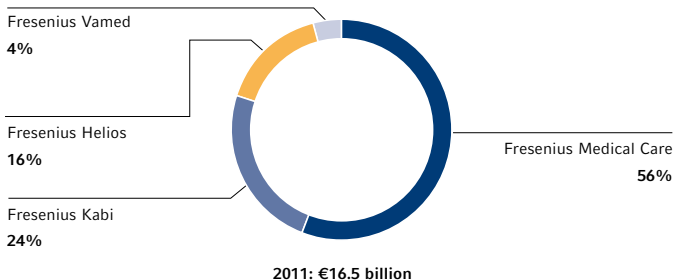
€ in millions	2011		2010	
	Sales	EBIT	Sales	EBIT
FRESENIUS MEDICAL CARE	9,192	1,491	9,091	1,451
FRESENIUS KABI	3,964	803	3,672	737
FRESENIUS HELIOS	2,665	270	2,520	235
FRESENIUS VAMED	737	44	713	41

- ▶ **Fresenius Medical Care** is the world's leading provider of services and products for patients with chronic kidney failure. As of December 31, 2011, Fresenius Medical Care was treating 233,156 patients in 2,898 dialysis clinics.
- ▶ **Fresenius Kabi** offers infusion therapies, intravenously administered generic drugs and clinical nutrition for seriously and chronically ill patients in the hospital and outpatient environments. The company is also a leading supplier of medical devices and transfusion technology products.
- ▶ **Fresenius Helios** is one of the largest private hospital operators in Germany. HELIOS owns 65 hospitals, including 6 maximum care hospitals in Berlin-Buch, Duisburg, Erfurt, Krefeld, Schwerin and Wuppertal. HELIOS treats more than 2 million patients per year, thereof approximately 700,000 inpatients, and operates more than 20,000 beds.
- ▶ **Fresenius Vamed** offers engineering and services for hospitals and other health care facilities.
- ▶ **Fresenius Biotech** develops innovative therapies with trifunctional antibodies for the treatment of cancer.

SALES BY REGION



SALES BY BUSINESS SEGMENT



FRESENIUS SHARE/ADR

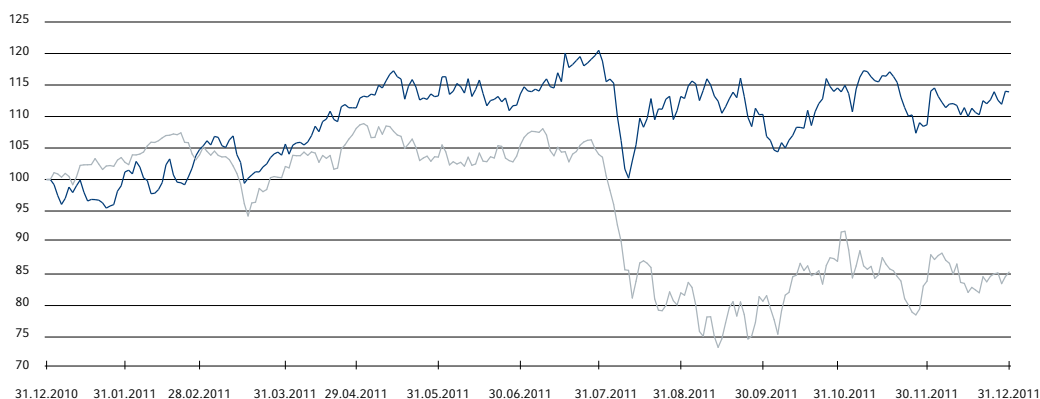
	Ordinary share
Securities code no.	578 560
ISIN	DE0005785604
Ticker symbol	FRE
ADR CUSIP	35804M105
ADR Ticker symbol	FSNUY
Number of ordinary shares (December 31, 2011)	163,237,336
Market capitalization (December 31, 2011)	€11.7 billion

FRESENIUS GROUP'S SENIOR NOTES

Issuer	ISIN	Volume in million	Coupon	Maturity
Fresenius Finance B. V.	XS0240918218	€500	5.00%	2013
Fresenius Finance B. V.	XS0240919372	€650	5.50%	2016
Fresenius US Finance II, Inc.	USU31436AD72	US\$500	9.00%	2015
Fresenius US Finance II, Inc.	XS0390398344	€275	8.75%	2015

Bonds of Fresenius Medical Care can be found under [www.fmc-ag.com/Credit Relations](http://www.fmc-ag.com/Credit_Relations).

RELATIVE SHARE PRICE PERFORMANCE FRESENIUS SHARE VS. DAX

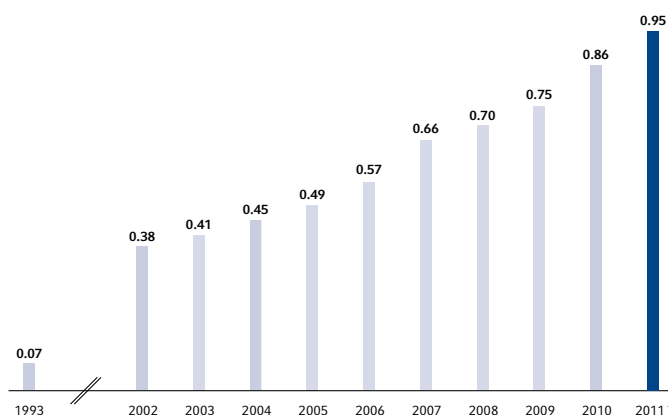


SHARE PERFORMANCE¹

1 month	-0.5 %
3 rd quarter	+7.3 %
1 year	+13.9 %
5 years	+41.4 %
10 years	+164.7 %

¹ Effective date/closing price: December 31, 2011

DEVELOPMENT ORDINARY SHARE DIVIDENDS IN €



¹ Proposal

GROUP OUTLOOK 2012

	Targets 2011
Sales growth (in constant currency)	10% – 13%
Net income, growth (in constant currency)	8% – 11%
Capital expenditure	~5% of group sales

For the outlook of the business segments please see the Investor News of February 21, 2012.

FINANCIAL CALENDAR

	Dates
Report on 1 st quarter 2012	May 3, 2012
Annual General Meeting, Frankfurt/Main	May 11, 2012
Capital Market Day Fresenius Kabi	June 12, 2012
Report on 1 st half 2012	August 1, 2012
Report on 1 st – 3 rd quarter 2012	October 31, 2012

CONTACT

Fresenius SE & Co. KGaA

Birgit Grund
Senior Vice President
Investor Relations
Else-Kröner-Straße 1
61352 Bad Homburg v. d. H.

Telephone: ++49 61 72 6 08-24 85
Telefax: ++49 61 72 6 08-24 88
e-mail: ir-fre@fresenius.com
Internet: www.fresenius.de

This release contains forward-looking statements that are subject to various risks and uncertainties. Future results could differ materially from those described in these forward-looking statements due to certain factors, e.g. changes in business, economic and competitive conditions, regulatory reforms, results of clinical trials, foreign exchange rate fluctuations, uncertainties in litigation or investigative proceedings, and the availability of financing. Fresenius does not undertake any responsibility to update the forward-looking statements in this release.

Fresenius SE & Co. KGaA
Registered Office: Bad Homburg, Germany
Commercial Register: Amtsgericht Bad Homburg, HRB 11852
Chairman of the Supervisory Board: Dr. Gerd Krick

General Partner: Fresenius Management SE
Registered Office: Bad Homburg, Germany
Commercial Register: Amtsgericht Bad Homburg, HRB 11673
Management Board: Dr. Ulf M. Schneider (Chairman), Rainer Baule, Dr. Francesco De Meo, Dr. Jürgen Götz, Dr. Ben Lipps, Stephan Sturm, Dr. Ernst Wastler
Chairman of the Supervisory Board: Dr. Gerd Krick